


# RAID-

2.


1. “Adapter Properties” “RAID Properties” “Enter”  
“Select New Volume Type”  
6-39 Select New Volume Type  
6-39 Select New Volume Type

Image not found or type unknown




2. “Select New Volume Type” “View Existing Volume” “Enter”  
“View Volume”  
6-40 View Volume  
6-40 View Volume

Image not found or type unknown



3. "Manage Volume" "Enter"  
"Manage Volume"  
6-41Manage Volume

Image not found or type unknown



4. “Manage Hot Spares” “Enter”  
“Manage Hot Spares”


5.

“Hot Spr” [6-41 Manage Volume RAID](#)

“Hot Spr” “No”

6-42

Image not found or type unknown



6. "C"
7. "Save changes then exit this menu" "Enter"

[6-41 Manage Volume](#)

---

Revision #1

Created 18 June 2022 15:00:09 by

Updated 9 July 2022 19:32:46 by