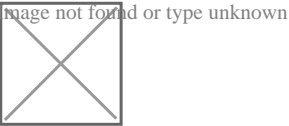



# RAID- RAID / RAID

RAID Properties RAID / RAID RAID



RAID “Adapter Properties” RAID Properties “Enter” RAID Properties Volume Type

## 6-80 Select New Volume Type



6-17

View Existing Volume	View Existing Volume / RAID RAID RAID LSI SAS3008IR RAID
Create RAID 1 Volume	RAID 1
Create RAID 1E/10 Volume	RAID 1E/10

Create RAID 0 Volume	RAID 0

- [View Existing Volume](#)
- [Create RAID 1 Volume](#)
- [Create RAID 1E/10 Volume](#)
- [Create RAID 0 Volume](#)

# View Existing Volume

View Existing Volume / RAID RAID RAID

[6-81 View Volume](#)[6-18 View Volume](#)

6-81View Volume

Image not found or type unknown




Image not found or type unknown



RAID    “Alt+N”    RAID    RAID

6-18View Volume

Volume	RAID    3008    2 RAID
Identifier	RAID
Type	RAID
Size	RAID
Status	RAID
Task	RAID    None    RAID
Slot Num	RAID
Device Identifier	
RAID Disk	RAID • Yes            RAID • No            RAID
Hot Spr	• Yes • No
Drive Status	
Pred Fail	RAID    Fail • Yes    RAID    Fail • No
Disk Size	

RAID

1.        “Volume”    “Enter”

RAID


/

1. “Manage Volume” “Enter”

“Manage Volume”

6-82Manage Volume

Image not found or type unknown



2. “Manage Hot Spares” “Enter”

“Manage Hot Spares”

3. RAID

Image not found or type unknown

RAID


“Hot Spr” “-” “-6-83

RAID

- Yes
- No

6-83

Image not found or type unknown



4. "C"
5. "Save changes then exit this menu" "Enter"

RAID 1 CU

[6-82 Manage Volume](#)

1. "Manage Volume" "Enter"  
"Manage Volume"[6-82 Manage Volume](#)
2. "Consistency Check" "Enter"  
"Consistency Check"
- 3.

- “Y”  
6-82 Manage Volume
- “N”  
6-82 Manage Volume

# RAID

1. “Manage Volume” “Enter”  
  
“Manage Volume”6-82 Manage Volume
2. “Activate Volume” “Enter”
3.  
  
  - “Y”  
RAID 5-10 Adapter Properties
  - “N”  
RAID 6-82 Manage Volume

# RAID

RAID            RAID            RAID

1. “Manage Volume” “Enter”  
  
“Manage Volume”6-82 Manage Volume
2. “Delete Volume” “Enter”  
  
“Delete Volume”
3.  
  
  - “Y”  
RAID 5-10 Adapter Properties

 Image not found or type unknown

## RAID

- “N”

[RAID2 Manage Volume](#)

# RAID

 Image not found or type unknown



- LSI SAS3008IR RAID 1
- LSI SAS3008IRFirmware
- 2 RAID 1 RAID 1

1. RAID 1
2. RAID 1
3. RAID 1


- OS **sas3sas3ircu controllerid status**
- iBMC In Failed Array

4. RAID 1
5. RAID 1 “Manage Volume” “Enter”

“Manage Volume”[6-84 Manage Volume](#)

6-84Manage Volume

Image not found or type unknown



6. “Online Capacity Expansion” “Enter”

7. “Y”

RAID

8. “Manage Volume” “Status” “Optimal” “Size” RAID

# Create RAID 1 Volume


Create RAID 1 Volume RAID 1

[6-85 Create New Volume6-19](#)

6-85Create New Volume



Image not found or type unknown



6-19

Volume Type	RAID
Volume Size	RAID
Slot Num	
Device Identifier	
RAID Disk	<div>RAID<ul style="list-style-type: none"><li>• YesRAID</li><li>• NoRAID</li></ul></div>
Drive Status	<div>“Inc RAID”SMARTSATA</div>
Pred Fail	<div><div>RAID<ul style="list-style-type: none"><li>• YesRAID</li><li>• No</li></ul></div><div>FailFail</div></div>
Disk Size	

RAID 1 RAID 1

# Create RAID 1E/10 Volume


Create RAID 1E/10 Volume      RAID 1E/10

“Select New Volume Type”      “Create RAID 1E/10 Volume”    “Enter”

“Create New Volume6-86 Create New Volume6-20

6-86Create New Volume

Image not found or type unknown



6-20

Volume Type	RAID
Volume Size	RAID
Slot Num	

Device Identifier	
RAID Disk	<div>RAID</div> <div><div>• Yes</div><div>RAID</div></div> <div><div>• No</div><div>RAID</div></div>
Drive Status	<div>“Inc RAID”</div> <div>SMART</div> <div>SATA</div>
Pred Fail	<div>RAID</div> <div>Fail</div> <div><div>• Yes</div><div>RAID</div><div>Fail</div></div> <div><div>• No</div></div>
Disk Size	

# RAID 1E/10

## 1. RAID


Image not found or type unknown

- RAID
- RAID

“RAID Disk” “-” “-6-87” RAID

- “RAID Disk” “Yes” RAID
  - “RAID Disk” “No” RAID
- 6-87

Image not found or type unknown



2. “C”

RAID

3. “Save changes then exit this menu” “Enter”

RAID 1 CU

[6-10 Adapter Properties](#)

# Create RAID 0 Volume

Create RAID 0 Volume

RAID 0


“Select New Volume Type”

“Create RAID 0 Volume”

“Enter” “Create New Volume” [6-88 Create New Volume](#) [6-21](#)

6-88Create New Volume

Image not found or type unknown



6-21

Volume Type	RAID
Volume Size	RAID
Slot Num	
Device Identifier	
RAID Disk	<div>RAID</div> <div><div>• Yes</div><div>RAID</div></div> <div><div>• No</div><div>RAID</div></div>
Drive Status	<div>“Inc RAID”</div> <div>SMART</div> <div>SATA</div>
Pred Fail	<div>RAID</div> <div>Fail</div> <div><div>• Yes</div><div>RAID</div><div>Fail</div></div> <div><div>• No</div></div>
Disk Size	

RAID 0

1. RAID

Image not found or type unknown


- RAID
- RAID

“RAID Disk” “-” “6-89” RAID

- “RAID Disk” “Yes” RAID
- “RAID Disk” “No” RAID

6-89

Image not found or type unknown



2. “C”

RAID

3. “Save changes then exit this menu” “Enter”

RAID 1 CU

[6-10 Adapter Properties](#)