

RAID-

RAID 1/10/1E


2.

1. “Adapter Properties” “RAID Properties”

“Enter” “Select New Volume Type” [6-51 Select New Volume Type](#)

6-51Select New Volume Type

Image not found or type unknown




2. “Select New Volume Type” “View Existing Volume”

“Enter” “View Volume” [6-52 View Volume](#)


6-52View Volume

Image not found or type unknown



3. "Manage Volume" "Enter"
"Manage Volume"
6-53Manage Volume

Image not found or type unknown



4. “Consistency Check” “Enter”
“Consistency Check”

5.

- “Y”

[6-10 Adapter Properties](#)

- “N”

[6-82 Manage Volume](#)

Revision #1

Created 18 June 2022 15:04:27 by

Updated 9 July 2022 19:32:46 by